


GKMX-41

GUITAR SELECTOR

PRIMOVA SOUND

USER'S MANUAL



Rev. 2013-11-05

© Copyright Primova AB 2013

Table of contents

GKMX-41	Guitar selector.....	3
	INTRODUCTION	3
	13-PIN CONNECTORS	3
	POWERING THE UNIT	4
	USING THE DEVICE WITHOUT A SYNTHESIZER.....	4
	INPUT AND OUTPUT CONNECTIONS.....	5
	INPUT GK CONNECTORS AND INPUT GUITAR JACKS	5
	OUTPUT CONNECTOR “GK OUT”	5
	“SEND” / “RECEIVE” JACKS	6
	CONTROLS	7
	“SEL” FOOT SWITCH	7
	“S1”/“S2” FOOTSWITCHES	7

INTRODUCTION

The GKMX-41 stomp box is a four-channel switching device for 13-pin GK equipped guitars as well as standard guitars. The unit allows you to quickly grab a new guitar, hit the foot switch and take off with the next song in a live situation. The device is sturdy and within a small footprint (170x120 mm).

The 13-pin inputs are compatible with Roland GC-1 or any other 13-pin GK-3, GK-2 or GK-KIT equipped guitar.

Note: For standard guitars connected to one of the input jacks, only the regular pickup signal will be available to the output synthesizer unit. This unit does NOT convert regular pickups to MIDI.

The 13-pin output is to be connected to a guitar synthesizer, compatible with Roland GR-55, VG-99, GR-D, GR-S or earlier synthesizers.

13-PIN CONNECTORS

The 13-pin connectors are soldered to the printed circuit board. Please do not use more force or violence than required.

POWERING THE UNIT

The GKMx device can be powered by the synth unit. However in this mode there is a small risk that the total current could lead to clipping/distortion or possible unit failure.

A second (safer) method is to connect a 12VDC adapter rated 0.8-1.5A with a 2.1 mm plug (not included). In this mode there's no current drawn from the synth unit. The adapter will provide enough current to power the GKMx unit and any connected 13-pin guitar.

To be on the safe side, we recommend the following:

- 1. IF YOU ARE CONNECTING MORE THAN TWO 13-PIN GUITARS, ALWAYS USE A 12VDC ADAPTER (rated 0.8A - 1.5A) WITH THE GKMx-42.**
- 2. MAKE SURE THAT THE CENTER HOLE OF THE 12VDC CONNECTOR IS 0V AND THE SLEEVE IS +12VDC OTHERWISE PROTECTIVE COMPONENTS INSIDE THE GKMx DEVICE MAY GET DAMAGED.**
- 3. IF THE LAMPS (LEDS) DO NOT IMMEDIATELY LIGHT UP WHEN CONNECTING THE ADAPTER, REMOVE THE PLUG AND VERIFY THE VOLTAGE AND POLARITY.**

Technical information:

Available supply current, Roland guitar synth: 200 mA

Loads:

Maximal GKMx internal power consumption: 40 mA

GK-3 or GK-KIT maximal power consumption/guitar: 30 mA (each)

Calculation on four connected GK-3 guitars:

$40 + (4 \times 30) = 160\text{mA}$ (i.e. less than 200mA, which is OK)

Only the GK3 pickup type has been measured. Other pickups may consume much more power. If you don't know the power consumption of your 13-pin guitar, you should follow our recommendation shown above and connect a 12VDC adapter.

USING THE DEVICE WITHOUT A SYNTHESIZER

If the device is powered by a 12VDC adapter it allows you to use this device also for gigs where you choose not to bring your guitar synthesizer. Just connect the SEND jack to a regular guitar amplifier and play the selected GK or regular guitar.

INPUT AND OUTPUT CONNECTIONS

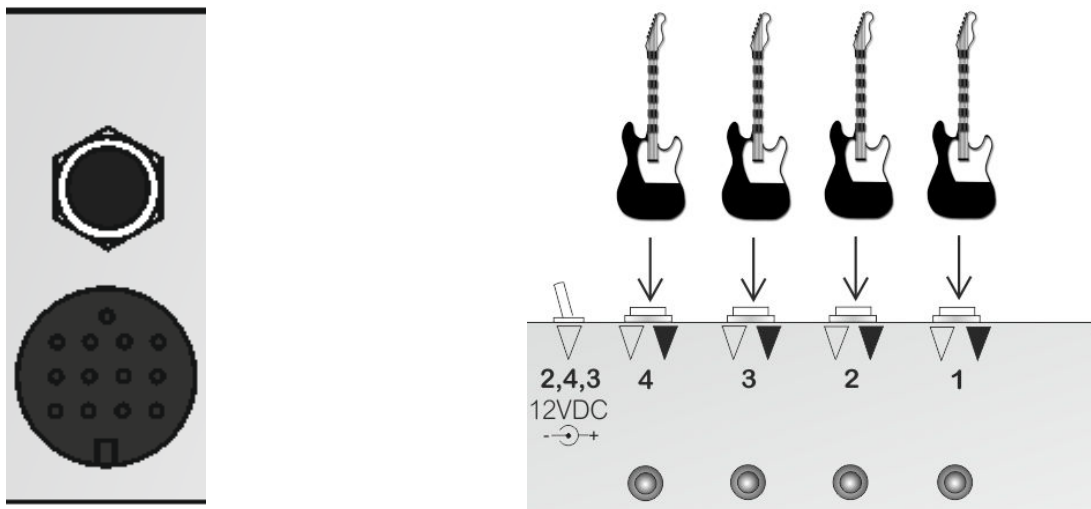
INPUT GK CONNECTORS AND INPUT GUITAR JACKS

The unit supports up to four connected guitars. Each input channel has two input connectors, one Roland 13-pin GK compatible connector and one regular guitar jack.

The jack inputs are buffered and mixed into the GTR signal chain to the output devices.

1. A regular guitar may be connected to the input guitar jack of the channel.
2. A 13-pin GK-Ready guitar may be connected to the GK-input of the channel.
3. For a GK-3 guitar the 2CM (two-cable-method) may be used, connecting the regular guitar pickups straight to the input jack using a separate guitar cable and connecting the GK hex pickup to the input GK connector using a 13-pin cable.

Note: If both channel inputs are used at the same time, i.e. connecting both a GK guitar and a regular guitar at the same channel, the two sounds will be mixed together.



OUTPUT CONNECTOR “GK OUT”

The output 13-pin connector is to be connected to a 13-pin compatible guitar synthesizer. If an external 12DC adapter is not connected the synthesizer will power the device and the guitars. Read the section “Powering the unit” for further information.

The recommended max total 13-pin cable length (including cable between guitar and GKMx-41, and cable from GKMx-41 to the synthesizer) is 10 meters.

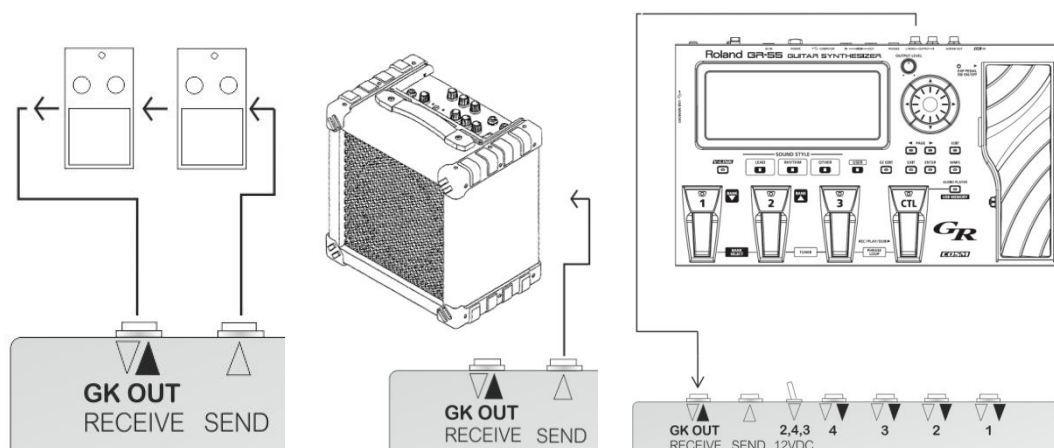
“SEND” / “RECEIVE” JACKS

Prior to the selected normal guitar pickup signal (GTR) gets to the output devices it is also available at the SEND jack.

The RECEIVE jack has a buffered input stage and is connected to the GTR signal of the output devices. If the RECEIVE jack is not used, the signal goes directly from SEND to RECEIVE internally.

These jacks allow you to:

- Insert optional effect pedals before the regular guitar pickup signal (GTR) gets to the synthesizer.
- Connect SEND to optional effect pedals and further to a guitar amplifier bypassing the synthesizer analog/digital circuitry. There are indications that the GR-55 introduces a bit of digital noise. By using this jack this problem is eliminated.
- Use the hexaphonic pickup for various guitar sound emulations in the synthesizer (i.e. GR-55, GR-D, GR-S etc.) and then connect the Guitar out or Left or Right synth output to the RECEIVE jack and then use further COSM processing in the synthesizer (i.e. GR-55) as if the simulated GTR signal was coming directly from you guitar.

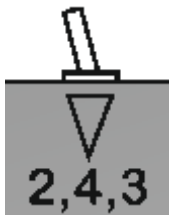


CONTROLS

"SEL" FOOT SWITCH



The "SEL" footswitch is used to select one of the input channels. This switch will cycle through the input channels when engaged.



A miniature rocker switch located on the rear panel allows you to select the maximum number of inputs for cycling. Select 2, 3 or 4 guitars.

This allows you to use a mix of up to four GK equipped and/or regular guitars on stage easily selectable with a stomp of your foot.

"S1"/"S2" FOOTSWITCHES



The footswitches S1 and S2 allows you to switch patch (or whatever operation associated by the synthesizer) using your foot even though a regular (non-GK) guitar is currently selected.

WARRANTY

PRIMOVA AB WARRANTS THE GKMx PRODUCT FOR ONE YEAR. TWO YEARS IF INSIDE EU.

LIMITATION OF LIABILITY AND WARRANTY

NO WARRANTIES OF DAMAGES TO CONNECTED EQUIPMENT OR CABLES.

NO WARRANTIES IF UNSUITABLE VOLTAGE HAS BEEN APPLIED TO CONNECTORS.

PRIMOVA AB ONLY WARRANTS THE GKMx UNIT ITSELF.

CONNECTING THE GKMx UNIT OR THE GKMx BOARD TO OTHER COMPONENTS SUCH AS GUITARS OR SYNTHESIZERS IS AT OWN RISK.

IN NO EVENT WILL PRIMOVA BE LIABLE FOR DIRECT, INDIRECT, SPECIAL, INCIDENTAL, OR CONSEQUENTIAL DAMAGES ARISING OUT OF THE USE OR THE INABILITY TO USE THE GKMx-UNIT EVEN IF ADVISED OF THE POSSIBILITY OF SUCH DAMAGES. IN PARTICULAR, PRIMOVA IS NOT RESPONSIBLE FOR ANY COSTS INCLUDING BUT NOT LIMITED TO THOSE INCURRED AS A RESULT OF LOST PROFITS OR REVENUE, LOSS OF USE OF THE GKMx PRODUCT, LOSS OF DATA, THE COST OF SUBSTITUTING THE GKMx-UNIT, OR ANY CLAIMS BY THIRD PARTIES.

© Copyright Primova AB Sweden 2013

PRIMOVA AB
Kurlandaallén 21
68151 Kristinehamn
Sweden
www.primovasound.com
sound@primova.se